

Model 4610 Accelerometer



MEMS Accelerometer
DC Response, Ultra-Stable
Advanced Temp Compensation
Signal Conditioned Output
5,000g Over-Range Protection



The **Model 4610** is an ultra-stable MEMS accelerometer ideal for static and dynamic applications. The accelerometer offers integral temperature compensation with dynamic range from ± 2 to $\pm 200g$. The model 4610 incorporates a gas damped MEMS element with mechanical overload stops that provide shock protection to 5,000g. The accelerometer has an operating temperature range of -55°C to $+125^{\circ}\text{C}$.

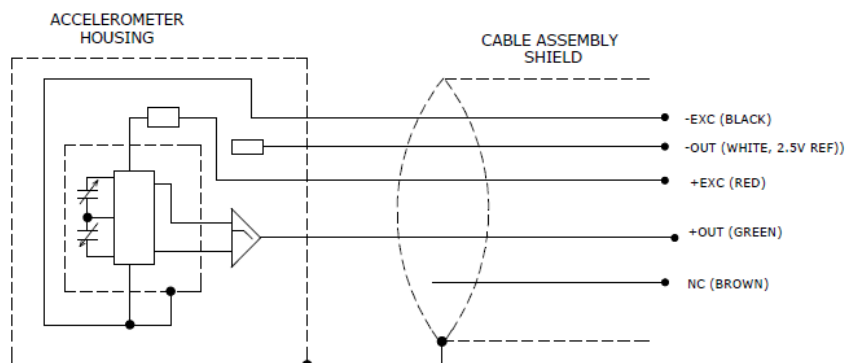
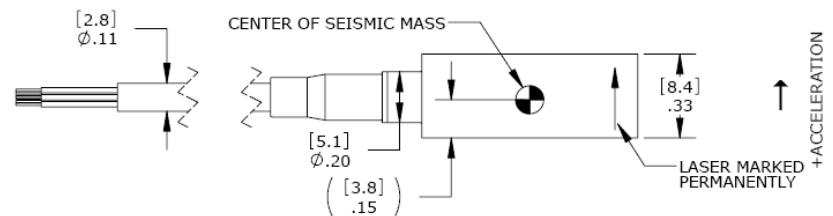
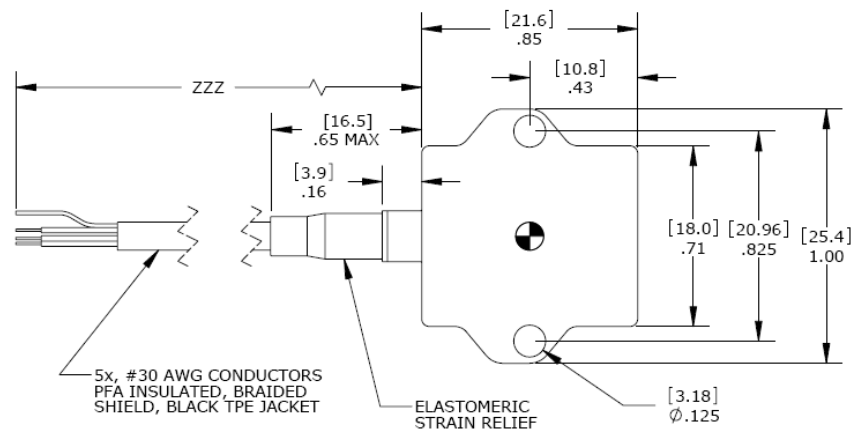
FEATURES

- $\pm 2g$ to $\pm 200g$ Dynamic Range
- 5000g Shock Protection
- -55°C to $+125^{\circ}\text{C}$ Operating Range
- 8 to 36Vdc Excitation Voltage
- Gas Damping, DC Response
- Integral Cable
- Temperature Compensated

APPLICATIONS

- Low Frequency Monitoring
- Transportation
- Test & Instrumentation
- Machine Control
- Road Vehicle Testing

dimensions



Model 4610 Accelerometer

performance specifications

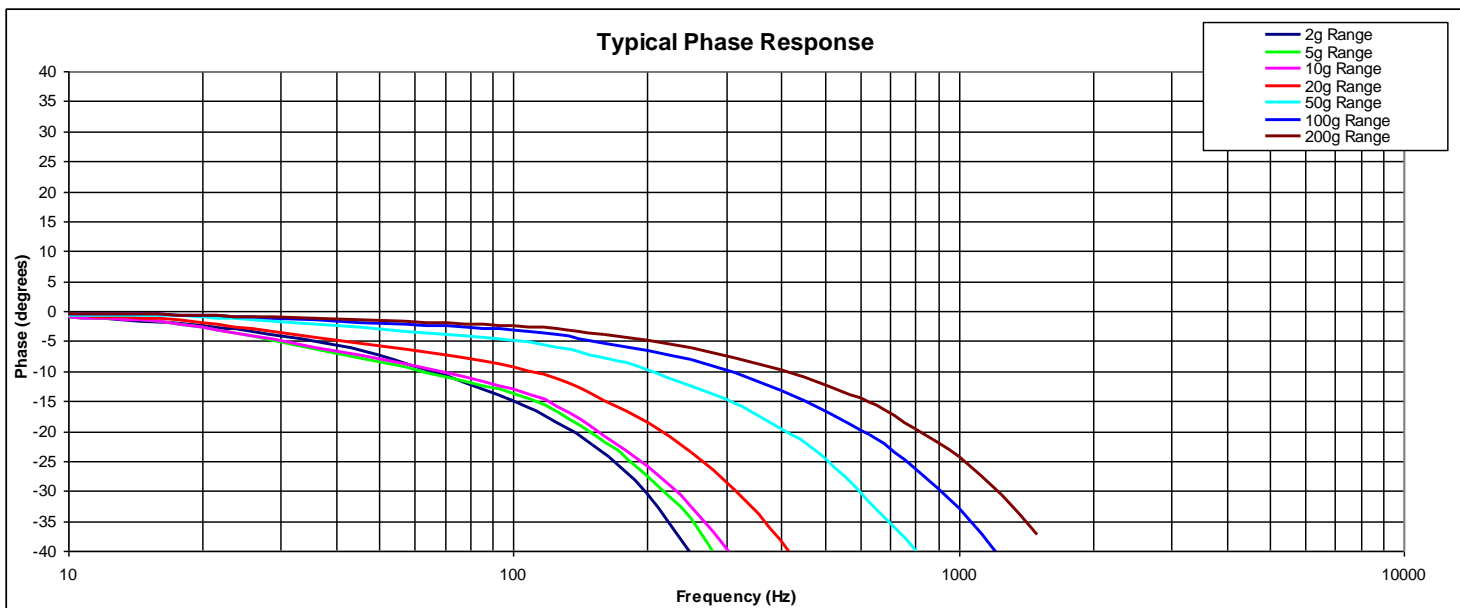
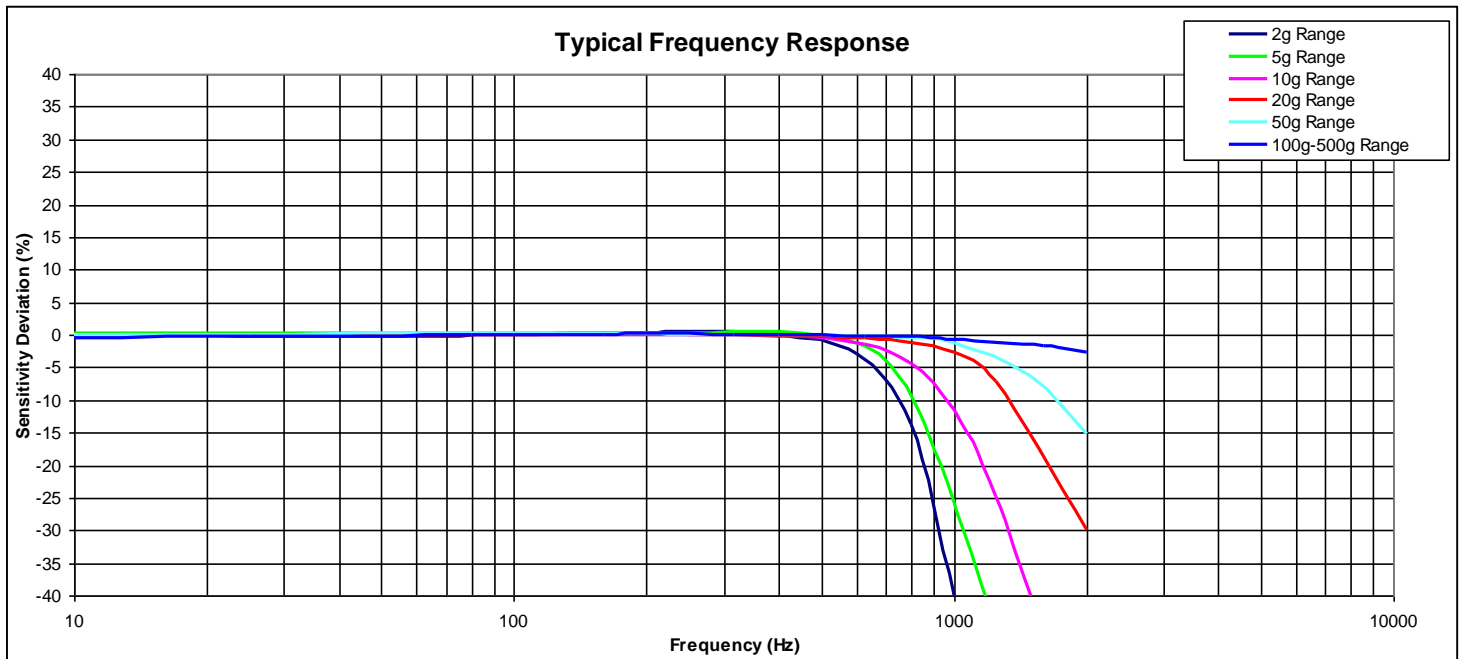
All values are typical at +24°C, 80Hz and 12Vdc excitation unless otherwise stated. Measurement Specialties reserves the right to update and change these specifications without notice. Standard product parameters are described in PSC-1004 for Plug & Play DC Accelerometers.

Parameters								Notes
DYNAMIC								
Range (g)	±2	±5	±10	±20	±50	±100	±200	
Sensitivity (mV/g)	1000	400	200	100	40	20	10	
Frequency Response (Hz)	0-250	0-700	0-1000	0-1000	0-1000	0-1000	0-1000	±5% ¹
Natural Frequency (Hz)	700	800	1000	1500	4000	6000	8000	
Non-Linearity (%FSO)	±0.5	±0.5	±0.5	±0.5	±0.5	±0.5	±0.5	
Transverse Sensitivity (%)	<3	<3	<3	<3	<3	<3	<3	<1 Typical
Damping Ratio	0.7	0.7	0.7	0.7	0.7	0.7	0.7	
Shock Limit (g)	5000	5000	5000	5000	5000	5000	5000	
Residual Noise (µV RMS)	600	750	800	1200	800	800	800	Passband
Spectral Noise (µg/√Hz)	38	71	126	379	632	1265	2530	Passband
ELECTRICAL								
Zero Acceleration Output (mV)	±50							Differential
Excitation Voltage (Vdc)	8 to 36							
Excitation Current (mA)	<5							
Bias Voltage (Vdc)	2.5							
Output Resistance (Ω)	<100							
Full Scale Output Voltage (V)	±2							
Insulation Resistance (MΩ)	>100							@100Vdc
Turn On Time (msec)	<100							
Ground Isolation	Isolated from Mounting Surface							
ENVIRONMENTAL								
Thermal Zero Shift (%FSO/°C)	±0.004							Typical
Thermal Sensitivity Shift (%/°C)	±0.010							Typical
Operating Temperature (°C)	-55 to 125							
Storage Temperature (°C)	-55 to 125							
Housing (Active Element & Electronics)	Hermetic Solder Seal							
Humidity (Housing)	Epoxy Seal, IP65							
PHYSICAL								
Case Material	Anodized Aluminum							
Cable	5x #30 AWG Conductors PFA Insulated Leads, Braided Shield, TPE Jacket							
Weight (grams)	6 (cable not included)							
Mounting	2x #4 or M3 Screws							
Mounting Torque	6 lb-in (0.7 N-m)							
Calibration supplied:	CS-FREQ-0100	NIST Traceable Amplitude Calibration from 20Hz to ±5% Frequency Response Limit ¹						
Supplied accessories:	AC-A02285	2x #4-40 (7/16 length) Socket Head Cap Screw and Washer						
Optional accessories:	AC-D02669 121	Triaxial Mounting Block 3-Channel Precision Low Noise DC Amplifier						

The information in this sheet has been carefully reviewed and is believed to be accurate; however, no responsibility is assumed for inaccuracies. Furthermore, this information does not convey to the purchaser of such devices any license under the patent rights to the manufacturer. Measurement Specialties, Inc. reserves the right to make changes without further notice to any product herein. Measurement Specialties, Inc. makes no warranty, representation or guarantee regarding the suitability of its product for any particular purpose, nor does Measurement Specialties, Inc. assume any liability arising out of the application or use of any product or circuit and specifically disclaims any and all liability, including without limitation consequential or incidental damages. Typical parameters can and do vary in different applications. All operating parameters must be validated for each customer application by customer's technical experts. Measurement Specialties, Inc. does not convey any license under its patent rights nor the rights of others.

Model 4610 Accelerometer

performance specifications



ordering info

PART NUMBERING Model Number+Range+Cable Length

4610-GGG-ZZZC-C

| |
 | | Cable (060 is 60 inches, "C" mean output connector)
 | | Range (020 is 20g)

Example: 4610-020-060-C
Model 4610, 20g, 60" (5ft) Cable

北京赛斯维测控技术有限公司
北京市朝阳区望京西路48号
金隅国际D座302
电话：+86 010 8477 5646
传真：+86 010 5894 9029
邮箱：sales@sensorway.cn
<http://www.sensorway.cn>