


Model 40B Accelerometer

±100g to ±2000g Dynamic Range
Fluid Damped, DC Response
Compliant to SAE J2570
Temperature Compensated



The Model 40B Accelerometer is a small piezoresistive accelerometer designed to be compliant with the latest SAE J211/J2570 (AUG2009) specifications. This unit features built-in mechanical stops, anodized aluminum alloy housing and flexible cable output. The sensing element is fluid damped to extend useful frequency range and reduce the adverse effect of high frequencies ringing caused by sensor resonance.

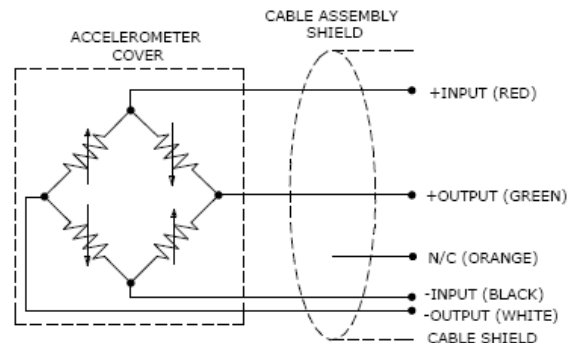
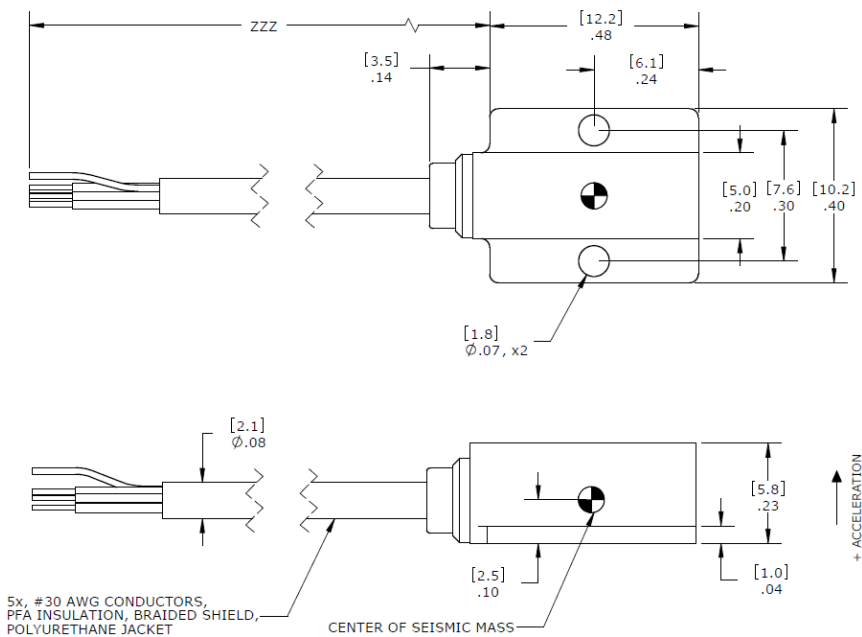
FEATURES

- Silicon Piezoresistive Elements
- ±100 to ±2,000 g Ranges
- 2-10 Vdc Excitation
- -20 to +80 °C Temperature Range
- Critically Damped Sensor
- Low Transverse Sensitivity
- <±20 mV Zero Offset

APPLICATIONS

- Safety Crash Testing
- Pedestrian Impact Testing
- Dummy Instrumentation
- Recreational Vehicles
- Shock Testing

dimensions



Model 40B Accelerometer

performance specifications

All values are typical at $\pm 24^{\circ}\text{C}$, 80Hz and 10Vdc excitation unless otherwise stated. Measurement Specialties reserves the right to update and change these specifications without notice. Standard product parameters are described in PSC-1004 for Plug & Play DC Accelerometers.

Parameters	-0100	-0250	-0500	-1000	-2000	Notes
DYNAMIC						
Range(g)	± 100	± 250	± 500	± 1000	± 2000	
Sensitivity (mV/g) ¹	1.5	0.60	0.30	0.15	0.075	@ 10Vdc excitation
Frequency Response (Hz)	0-400	0-600	0-1100	0-1500	0-2500	+2.5%/-8%
	0-675	0-1100	0-2000	0-2700	0-4500	+2.5%/-20%
Natural Frequency (Hz)	>1500	>2500	>4500	>6000	>10000	
Non-Linearity (% FS)	± 1	± 1	± 1	± 1	± 1	
Damping Ratio	0.7	0.7	0.7	0.7	0.7	Typical
Transverse Sensitivity (%)	<3	<3	<3	<3	<3	
Shock Limit (g)	10000	10000	10000	10000	10000	
ELECTRICAL						
Zero Acceleration Output (mV)	± 20					
Excitation (Vdc)	2 to 10					
Input Resistance (Ω)	2000					Typical
Output Resistance (Ω)	1000					Typical
Insulation Resistance (M Ω)	>100					@ 100Vdc
Ground Isolation	Isolated from mounting surface.					
ENVIRONMENTAL						
Thermal Zero Shift (%FSO/ $^{\circ}\text{C}$)	± 0.05					From -10 to $+50^{\circ}\text{C}$
Thermal Sensitivity Shift (%/ $^{\circ}\text{C}$)	± 0.1					From -10 to $+50^{\circ}\text{C}$
Operating Temperature ($^{\circ}\text{C}$)	-20 to +80					
Storage Temperature ($^{\circ}\text{C}$)	-20 to +80					
Humidity	Epoxy Sealed, IP61					
PHYSICAL						
Case Material / Cover Material	Anodized Aluminum					
Cable (Integral 30 Foot Cable)	5x #30 AWG Conductors, PFA Insulated, Braided Shield, PU Jacket					
Weight (grams)	<5					Cable Not Included
Mounting	2x 0-80 x 3/16 socket head cap screws					
Mounting Torque	3 lb-in (0.7 N-m)					
OPTION						
Model 40BL-GGGG-ZZZ	With transverse sensing direction (parallel to mounting surface)					

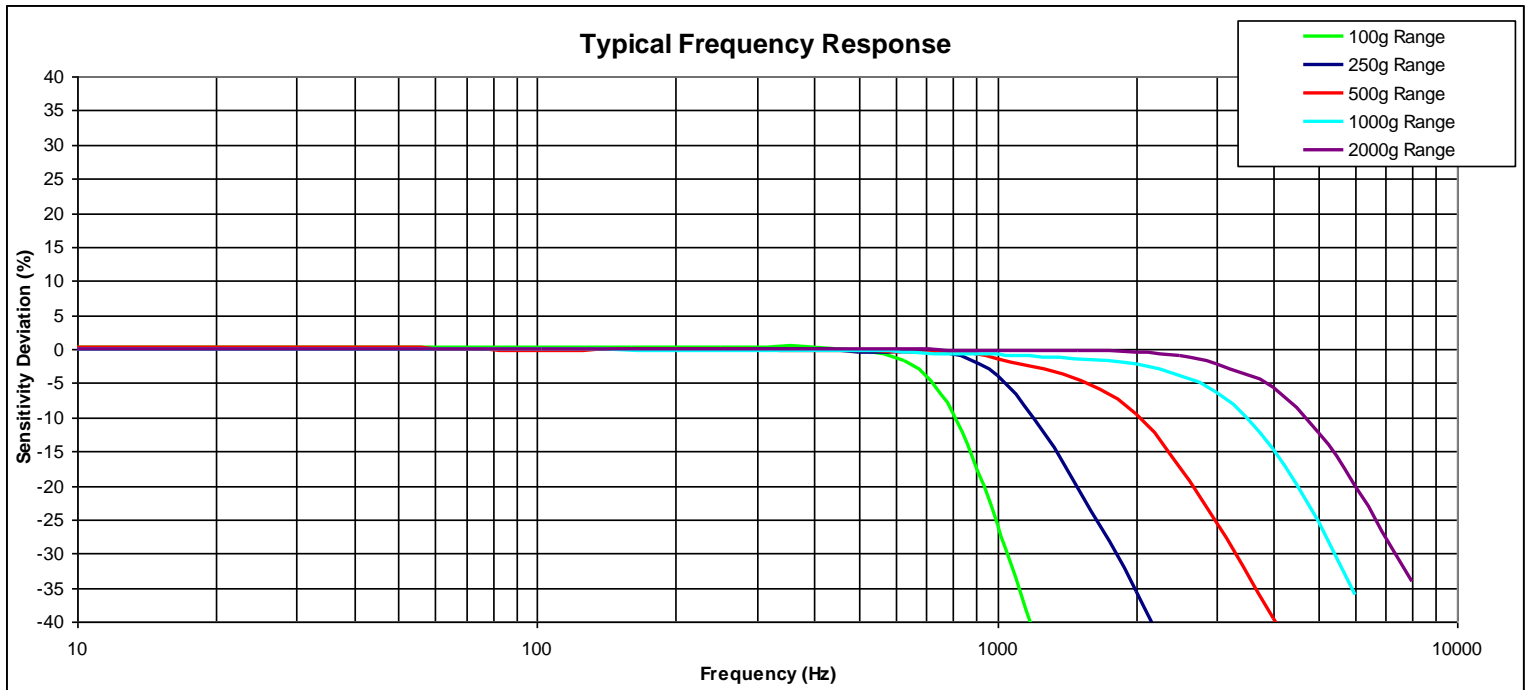
¹ Output is ratiometric to excitation voltage. Tolerance is +50%/-30%.

Calibration supplied:	CS-FREQ-0100	NIST Traceable Amplitude Calibration from 20Hz to Upper Frequency Limit
Supplied accessories:	AC-A03923	2x #0-80 (3/16" length) Socket Head Cap Screw, 2x #0 Washer, 1x Allen Key
Optional accessories:	MTG-E4	Triaxial Mounting Block
	121	3-Channel Precision Low Noise DC Amplifier
	140	Auto-zero Inline Amplifier

The information in this sheet has been carefully reviewed and is believed to be accurate; however, no responsibility is assumed for inaccuracies. Furthermore, this information does not convey to the purchaser of such devices any license under the patent rights to the manufacturer. Measurement Specialties, Inc. reserves the right to make changes without further notice to any product herein. Measurement Specialties, Inc. makes no warranty, representation or guarantee regarding the suitability of its product for any particular purpose, nor does Measurement Specialties, Inc. assume any liability arising out of the application or use of any product or circuit and specifically disclaims any and all liability, including without limitation consequential or incidental damages. Typical parameters can and do vary in different applications. All operating parameters must be validated for each customer application by customer's technical experts. Measurement Specialties, Inc. does not convey any license under its patent rights nor the rights of others.

Model 40B Accelerometer

performance specifications



ordering info

PART NUMBERING Model Number+Range +Cable Length+Options

40B-GGGG-ZZZT-XXX

| | | | Options (otherwise leave blank)
 | | | | 1% Transverse Sensitivity when "T" is present
 | | | | Cable (360 is 360 inches)
 | | | | Range (0100 is 100 g)

Optional Dash Numbers
 -001 5Vdc Calibration
 -002 2Vdc Calibration

Example: 40B-2000-360
 Model 40B, 2000g, 360" (30ft) Cable, No Options

Option: Model 40BL-GGGG-ZZZ with transverse sensing direction (parallel to mounting surface)

北京赛斯维测控技术有限公司
 北京市朝阳区望京西路48号
 金隅国际D座302
 电话：+86 010 8477 5646
 传真：+86 010 5894 9029
 邮箱：sales@sensorway.cn
<http://www.sensorway.cn>